

**Mercedes**  
**G 463**  
**Modell 1998**

**Lampenschutzgitter vorne**  
(am Scheinwerfer - Stege vertikal)

Edelstahl poliert  
Stahl schwarz

Art.-Nr.  
016109  
017109

<u>Lieferumfang:</u>	<u>Anzahl</u>	<u>Bezeichnung</u>	<u>Art.-Nr.</u>
	2 St.	Lampenschutzgitter vorne	016109.1 / 017109.1
	2 St.	Halter unten (Mercedes-Nr.: 463 884 05 15)	018129
	2 St.	Halter außen re. (Mercedes-Nr.: 463 884 04 15)	018126
	2 St.	Halter außen li. (Mercedes-Nr.: 463 884 03 15)	018127

<u>Normteile:</u>	<u>Anzahl</u>	<u>Bezeichnung</u>	<u>DIN-Nr.</u>
	2 St.	Blechschraube mit Kreuzschlitz Ø 4,2 x 13	7981 A2
	4 St.	Zyl.-Schraube m. Innensechskant M4 x 16	912 A2
	4 St.	Sechskantmutter M4 selbstsichernd	985 A2
	4 St.	Scheibe Ø 4,3	125 A2
	2 St.	Scheibe Ø 5,3	125 A2

**Mercedes**  
**G 463**  
**Modell 1998**

**Lampenschutzgitter vorne**  
(am Scheinwerfer - Stege horizontal)

Edelstahl poliert  
Stahl schwarz

Art.-Nr.  
016209  
017209

<u>Lieferumfang:</u>	<u>Anzahl</u>	<u>Bezeichnung</u>	<u>Art.-Nr.</u>
	1 St.	Lampenschutzgitter vorne links	016209.1 / 017209.1
	1 St.	Lampenschutzgitter vorne rechts	016209.2 / 017209.2
	2 St.	Halter unten (Mercedes-Nr.: 463 884 05 15)	018129
	2 St.	Halter außen re. (Mercedes-Nr.: 463 884 04 15)	018126
	2 St.	Halter außen li. (Mercedes-Nr.: 463 884 03 15)	018127

<u>Normteile:</u>	<u>Anzahl</u>	<u>Bezeichnung</u>	<u>DIN-Nr.</u>
	2 St.	Blechschraube mit Kreuzschlitz Ø 4,2 x 13	7981 A2
	4 St.	Zyl.-Schraube m. Innensechskant M4 x 16	912 A2
	4 St.	Sechskantmutter M4 selbstsichernd	985 A2
	4 St.	Scheibe Ø 4,3	125 A2
	2 St.	Scheibe Ø 5,3	125 A2

Revision 3: 11.12.2002

**PACKING LIST**

<b>Mercedes</b>			Item No.
<b>G463</b>	<b>Lamp protection grille in front</b>	Polished stainless steel	016109
<b>Modell1998</b>	(vertical on the headlight webs)	Steel black	017109

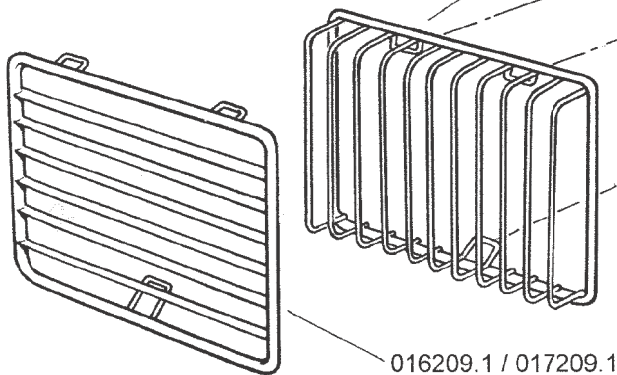

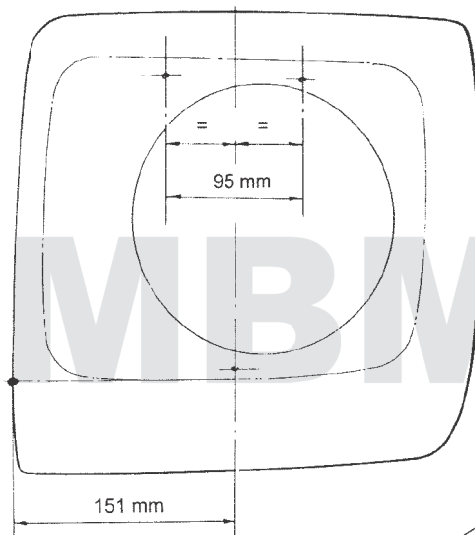
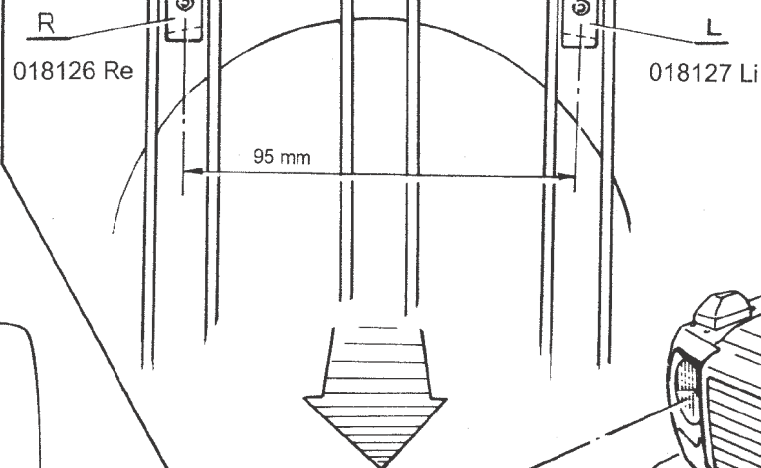
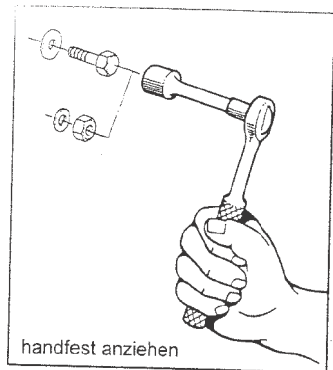
<b>Scope of delivery:</b>	number	description	Item No.
	2 pc	Lamp protection grille in front	016109.1 / 017109.1
	2 pc	Lower bracket (Mercedes No. : 463 884 05 15)	018129
	2 pc	Hold up!> Right. (Mercedes No. : 463 884 04 15) 018126	
	2 pc	Hold up!> En li. (Mercedes No. : 463 884 03 15)	018127

<b>Standard parts:</b>	number	description	DIN-No.
	2 pc	Self- tapping screw with cross recess Ø 4.2 x 13 7981 A2	
	4 pc	Cylinder screw m. Inner hexagon M4 x 16 912A2	
	4 pc	Hexagon nut M4 self-locking	985A2
	4 pc	Disc Ø 4.3	125A2
	2 pc	Disc Ø 5.3	125A2

<b>Mercedes</b>			Item No.
<b>G463</b>	<b>Lamp protection grille in front</b>	Polished stainless steel	016209
<b>Modell1998</b>	(horizontal on the headlight webs)	Steel black	017209

<b>Scope of delivery:</b>	number	description	Item No.
	1 pc	Lamp protection grille front left	016209.1 / 017209.1
	1 pc	Lamp protection grille in front on the right	016209.2 / 017209.2
	2 pc	Lower bracket (Mercedes No. : 463 884 05 15)	018129
	2 pc	Hold up!> Right. (Mercedes No. : 463 884 04 15) 018126	
	2 pc	Hold up!> En li. (Mercedes No. : 463 884 03 15)	018127

<b>Standard parts:</b>	number	description	DIN-No.
	2 pc	Self- tapping screw with cross recess Ø 4.2 x 13 7981 A2	
	4 pc	Cylinder screw m. Inner hexagon M4 x 16 912 A2	
	4 pc	Hexagon nut M4 self-locking	985A2
	4 pc	Disc Ø 4.3	125 A2
	2 pc	Disc Ø 5.3	125 A2



016109.1 / 017109.1

M4 x 16

018129

Ø 4,2 x 13

Ø 4,5 mm

11 mm

14 mm

Revision 3: 11.12.2002

**B**

**B**

**B**



ANTEC Fahrzeugtechnik GmbH  
Herrschinger Str. 54, D-82266 Inning  
Tel. +49 (0 8143) - 93 20 0  
Fax. +49 (0 8143) - 93 20 49


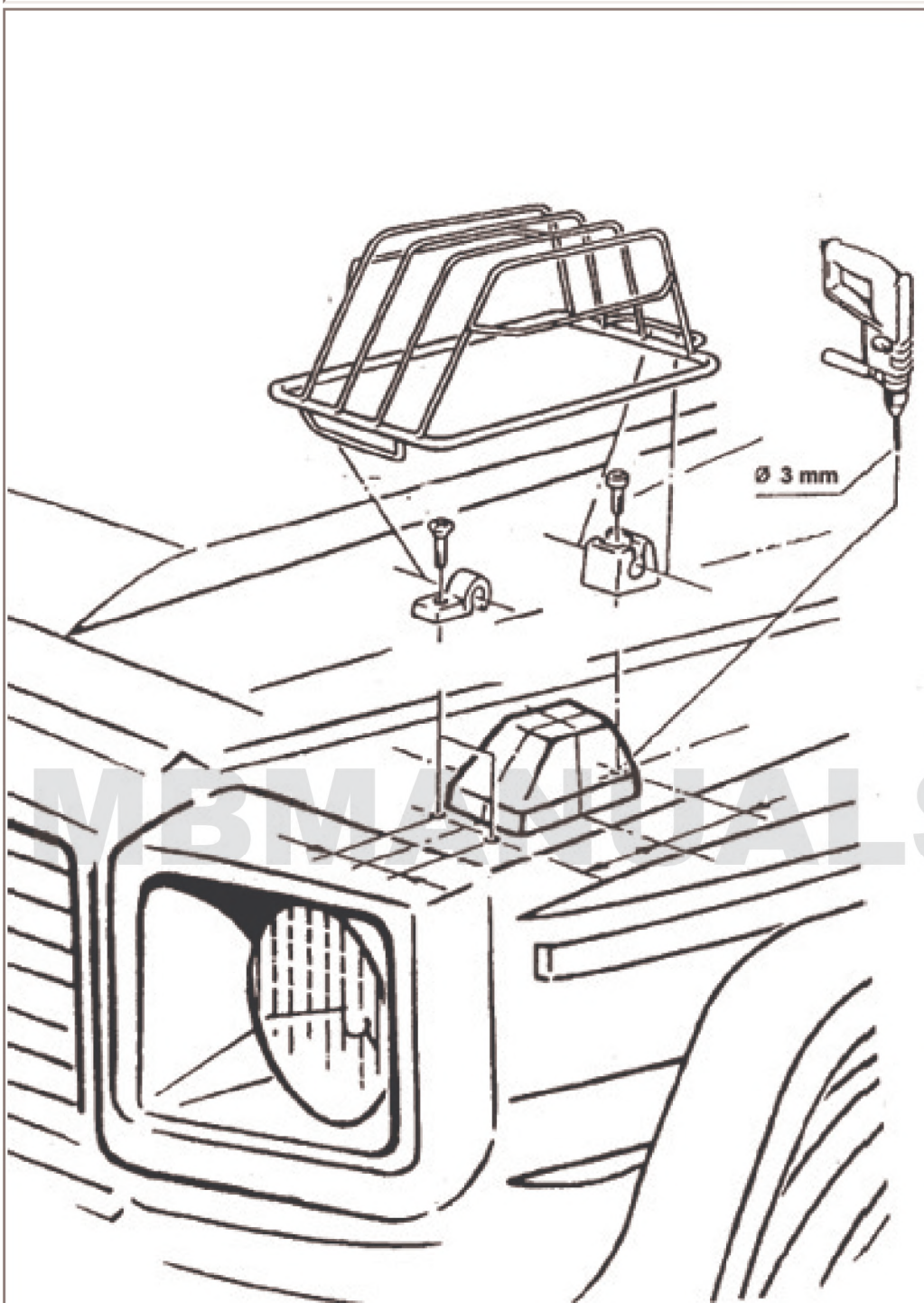
**MONTAGEANLEITUNG**  
**Mercedes G 463**  
**Modell 1998**

Lampenschutzgitter vorne  
Lampenschutzgitter vorne

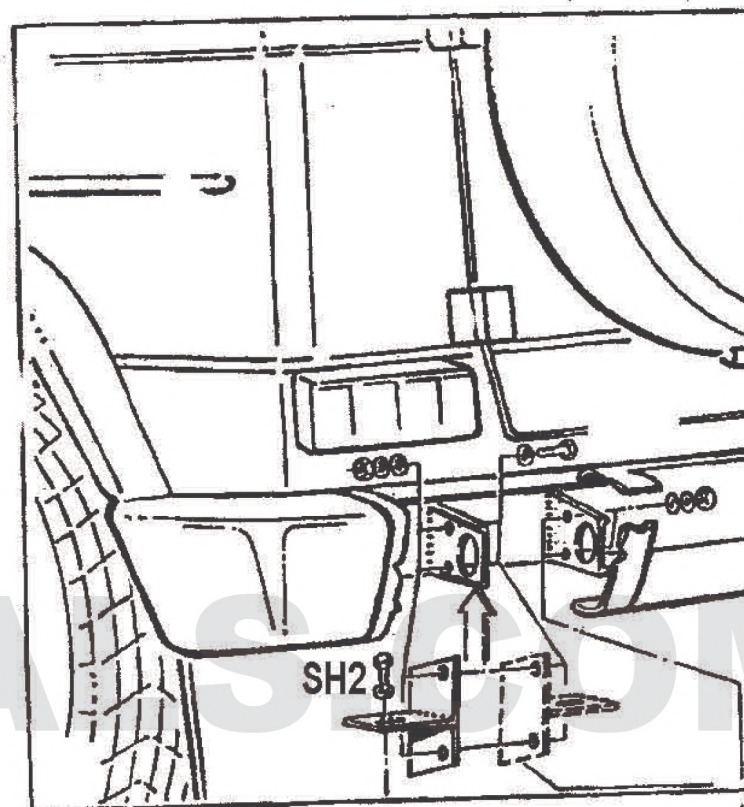

Edelstahl poliert / Stahl schwarz  
Edelstahl poliert / Stahl schwarz

016109 / 017109  
016209 / 017209

## Mercedes W460/W463 Turn Signal protection grill installation.

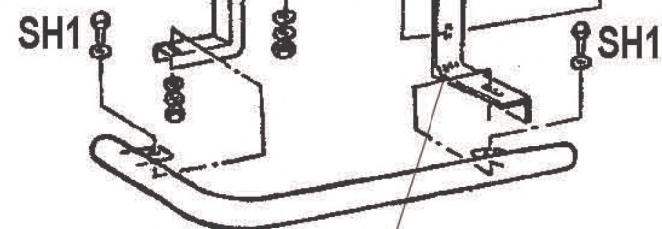
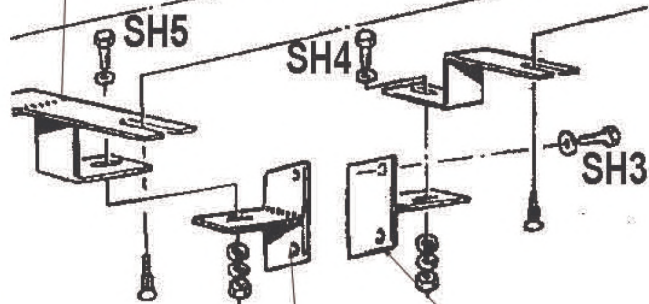






Winkelhalter rechts/ links

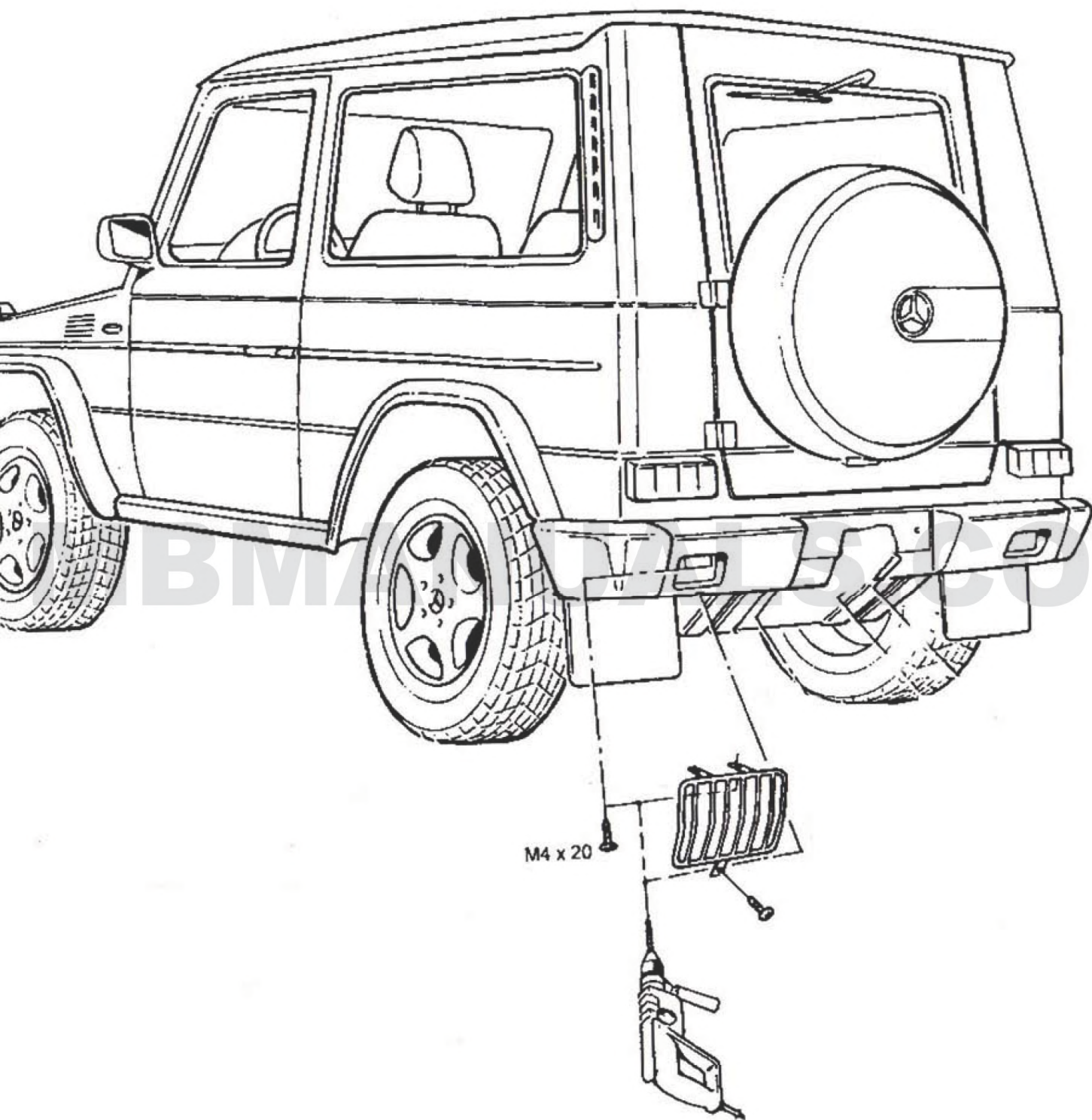
Halter aussen



Halter aussen L/R

Halter innen L/R


Halter Innen Links/Rechts





**MODELS** 463.232 /233 /240 /241 /330 /331  
**single-wing rear-end door with window**

- 1 Battery cover
- 2 Rubber grommet
- 3 Left rear pillar panel
- 4 Center high-mounted stop lamp



P82.10-2587-06

	<b>Remove</b>		
1 AR	Remove door liner on rear door		AR72.20-P-6615G
2	Remove left rear pillar panel (3)		
3	Remove battery cover (1)		
4	Pull out grommet (2)		
	<b>Install</b>		
5	Retrofit wiring harness for center high-mounted stop lamp		AN82.10-P-0004-01GV
6	Retrofit stop lamp		AN82.10-P-0004-02GV
7	Perform a function test		
8	Insert grommet (2)		
9	Install battery cover (1)		
10	Install left rear pillar panel (3)		
11	Install trim panel of rear door		
AR			AR72.20-P-6615G

**Parts ordering notes**

Part no.	Designation	Quantity
A 463 820 05 56	Stop lamp assembly	1
A 463 825 03 09	Housing	1
N 007 985 004 515	Bolt M4	4
N 009 021 004 206	Washer	4
A 463 987 02 72	Edge guard	1
N 914 127 006 206	Sheet metal screw	2
A 463 545 02 28	Plug housing	1
A 005 545 85 26	Contact spring	2
A 116 991 00 40	Spacer sleeve	4

N 913 024 004 100	Blind rivet nut M4	4
commercially available	Cable lug (A5-1/DIN 46225)	1
commercially available	0.5 mm line (br) 2	3000 mm
commercially available	0.5 mm line (sw/rt) 2	3000 mm
commercially available	Insulating hose	3000 mm

MBMANUALS.COM